

**Rao Mohar Singh Memorial  
Sr. Sec. Public School**

*Hooray! Hooray! It's a holiday  
with loads of fun, for Class  
Nursery*

*It's a holiday!*

*We'll read and draw and play on the swings  
every single day*

*We'll exercise and learn new things  
as we dance and play!!!!*

*Hooray! Hooray! It's a holiday  
with loads of fun for Nursery*

*It's a holiday!*

*It's a holiday!*

*Morning walks and morning jogs  
are really good for us*

*but noon time we'll stay indoors  
playing ludo, carrom or chess*

*Hooray! Hooray! It's a holiday  
with loads of fun for Nursery*

*It's a holiday*

*It's a holiday*



## **Holiday Homework Instructions**

1. Students are required to take printouts of the provided worksheets/activities on A4 size sheets only.
2. All work must be completed neatly and systematically on the given A4 sheets.
3. Students should maintain cleanliness, proper presentation, and handwriting while completing the holiday homework.
4. All sheets should be arranged properly and submitted in a folder/file on the reopening day of the school.
5. Parents are requested to guide and encourage their ward to complete the work independently and on time.

SUBJECT - ENGLISH-

NAME \_\_\_\_\_

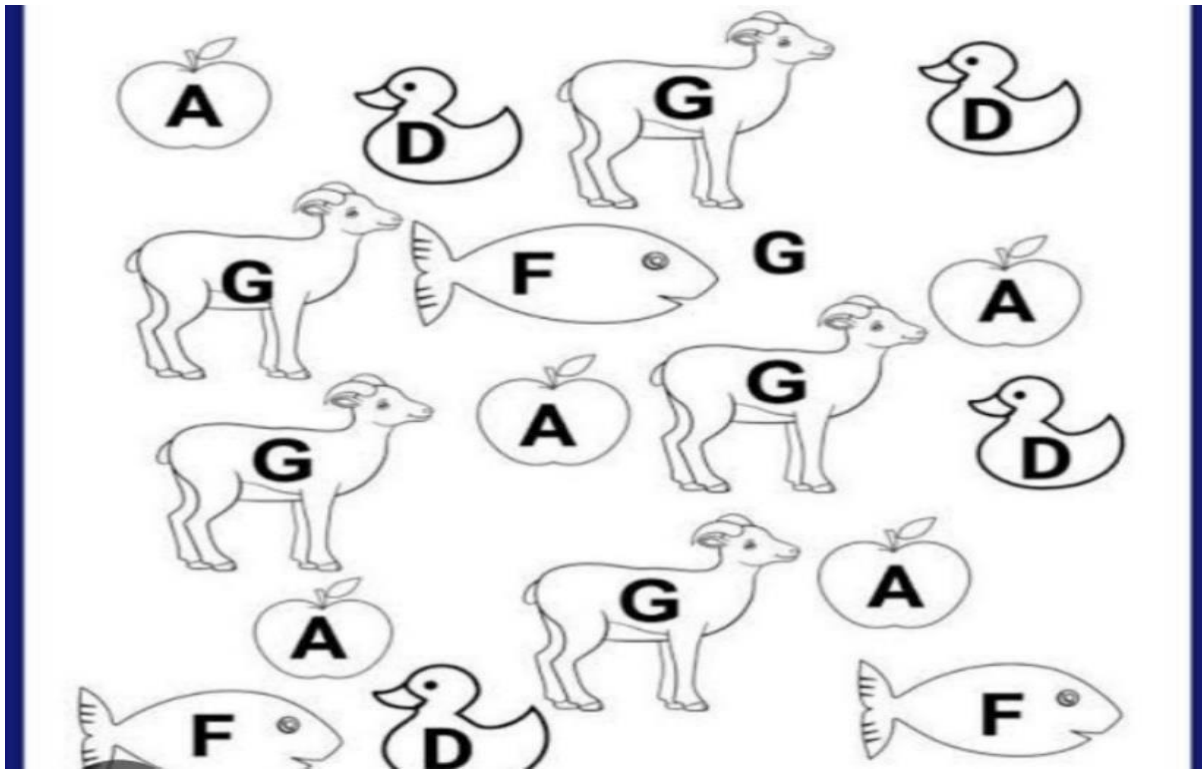
DATE \_\_\_\_\_

ROLL NO. \_\_\_\_\_

Q1 Write first letter of the picture.



Q2 Colour the objects that contain letter "G".



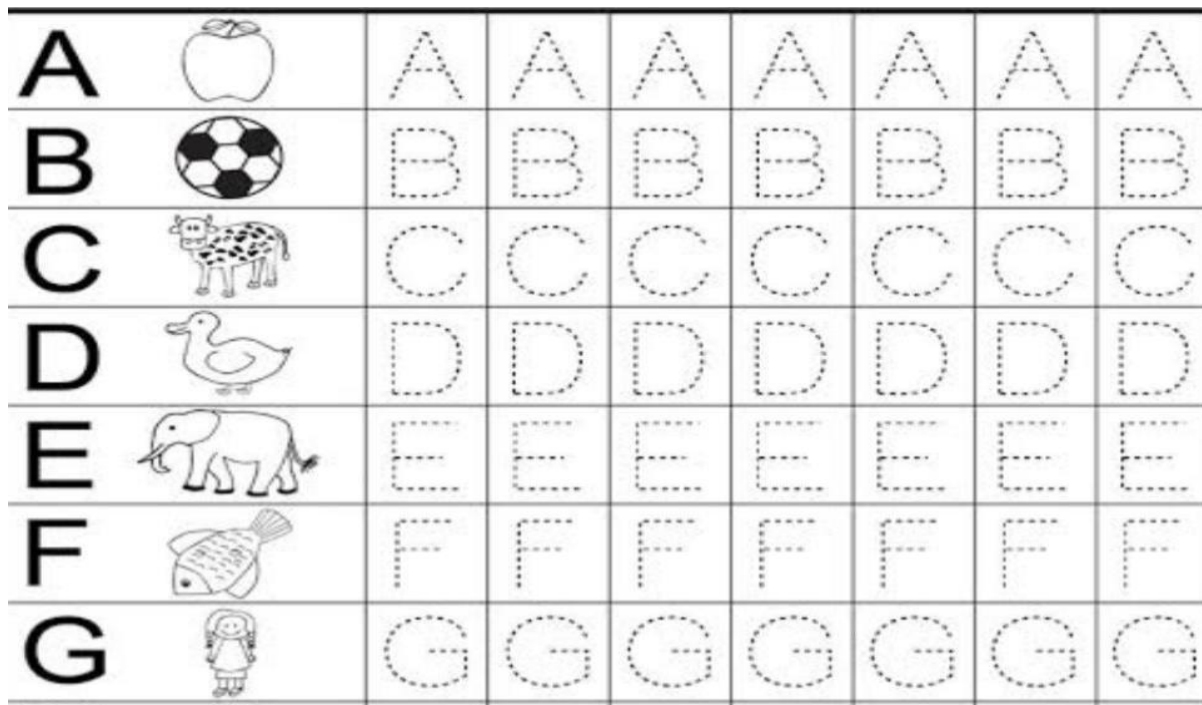
Q3 Circle the objects that begin with Letter "A".



Q4- Match the same letters.



Q5 Colour the pictures and trace the letters.



Q.6 Book work” Pre writing skills page no-24 to 40”.

•Recite and Practice 2 rhymes (Baa Baa Black Sheep, Chubby Cheeks)

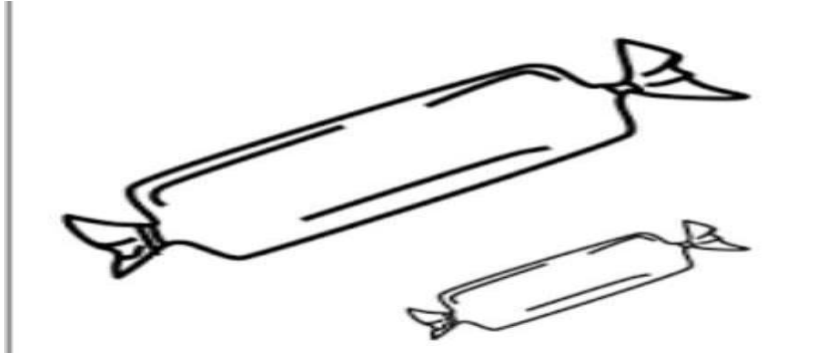
SUBJECT -MATHS

NAME-\_\_\_\_\_

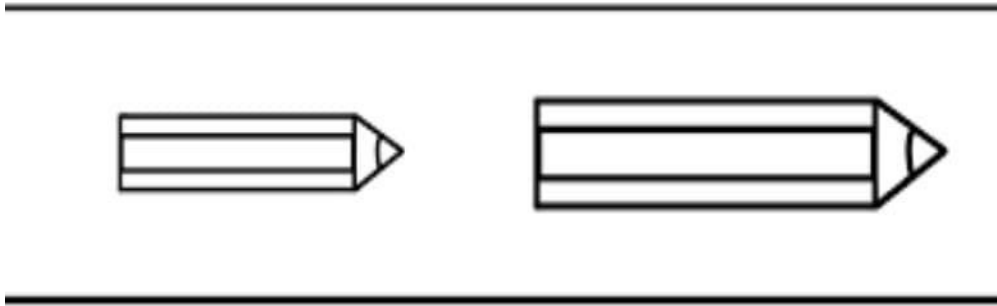
DATE\_\_\_\_\_

ROLL NO. \_\_\_\_\_

Q1 a) Colour the Bigger one.




b) Colour the longer one.



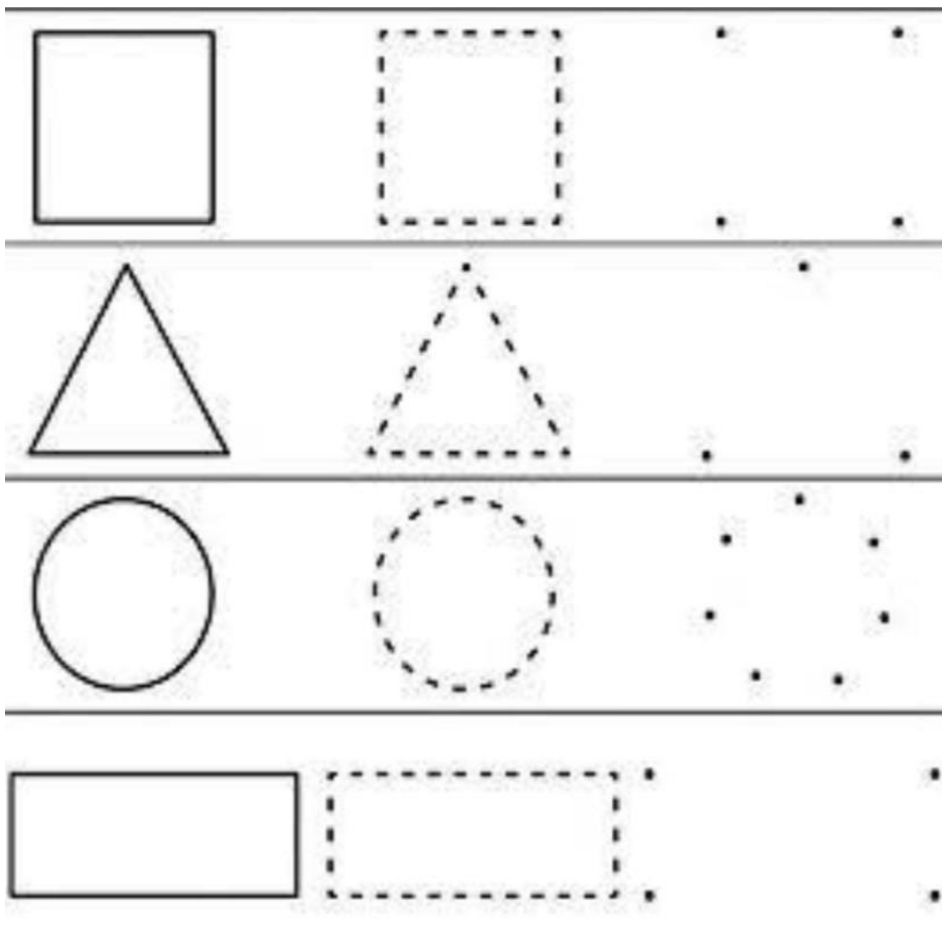
c) Colour the top one.



Q2- Can you find the matching Number to each hand?



Q3- Colour Trace and connect.




Q4- Count the Pictures and circle the correct number.


	<b>4 2 3</b>
	<b>3 2 1</b>
	<b>5 1 3</b>
	<b>1 4 2</b>
	<b>3 1 2</b>

Q5(A) Trace the Numbers and paste one Sun above the clouds.

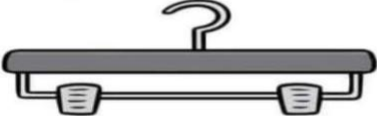

**1**  
**one**






Tracing lines for the number 1.



Trace the numbers and paste two socks on the hanger.





**two**



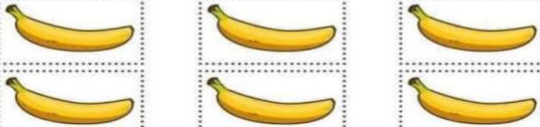

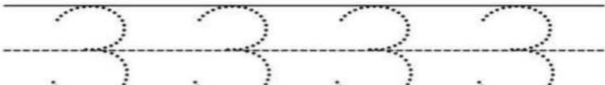
(B)

(C)

Trace the numbers and paste three bananas on the tree.



**three**



Q.6 Book work "Maths enhancing numeracy skills- page no-21 to 29.



प्र०2 अ से अनार लिखों व लित्र में रंग भरो।

# अ



अनार



अदरक



अमरुद

अ अ अ अ अ अ अ  
अ अ अ अ अ अ अ  
अ अ अ अ अ अ अ



प्र०3 आ से आम लिखो व लित्र में रंग भरो।

# आ



आम



आग



आलू

आ आ आ आ आ आ

आ आ आ आ आ आ

आ आ आ आ आ आ



प्र०4 कलवता - प्रार्थना , आम रसीिा और मोर याद करें ।


**DRAWING**

**NAME-**

**ROLL NO.-**

**CLASS-**

**Q1 Colour the Pictures (**



**Q2- Colour in the umbrella.**



**Q3- Make a simple craft (e.g. paper Boat, Flower, Paper Bird) with Parent's help Fun activities)**

### **Life skills**

Q1- Help Parents in small tasks like Folding napkins, Watering Plant, Pack and unpack your school bag

Q2- Learn to say 'Please, Thank you, and Sorry'

Q3- Brush your teeth daily and take bath daily.

Q4- Wish your elders 'Good morning' after waking up.

Q5- Put your toys/books back in place.

### **PHYSICAL ACTIVITY**

•Daily Stretching or fun dance time 10-15min.

•Ball throw and catch with Parents and Siblings

### **STORY TIME**

•Listen to one story daily.

**SUBJECT- G. K**

**NAME** \_\_\_\_\_ **DATE** \_\_\_\_\_ **ROLL NO.** \_\_\_\_\_

**Q.1 Learn and speak to English.**

- a. My name is \_\_\_\_\_.
- b. I am \_\_\_\_\_ years old.
- c. My father's name is \_\_\_\_\_.
- d. My Mother Name is \_\_\_\_\_.
- e. I am a boy/ girl \_\_\_\_\_.
- f. My school Name is \_\_\_\_\_.
- g. Learn family members \_\_\_\_\_.



---

**Q.2 Make a nice chart on Body Parts.**

**Q.3 Make a Face Mask of any Fruit.**

**Q.4 Learn good habits.**

**Q.5 Make a chart on healthy food and unhealthy food.**