

Rao Mohar Singh Memorial Sr Sec. Public School

Summer vacation Holiday Homework

Class - K.G

Holiday Homework Instructions

1. Students are required to take printouts of the provided worksheets/activities on A4 size sheets only.
2. All work must be completed neatly and systematically on the given A4 sheets.
3. Students should maintain cleanliness, proper presentation, and handwriting while completing the holiday homework.
4. All sheets should be arranged properly and submitted in a folder/file on the reopening day of the school.
5. Parents are requested to guide and encourage their ward to complete the work independently and on time.



* You have to print out the all the sheets and get the children to do their homework on it.

विषय - हिंदी

प्रश्न ०१ वर्णमाला पूरी करे ।

अ इ ई ऊ

ए ऐ औ अः

व्यंजन

क ग ङ

च ज झ

ट ठ ढ ण

त थ द न


प ब म

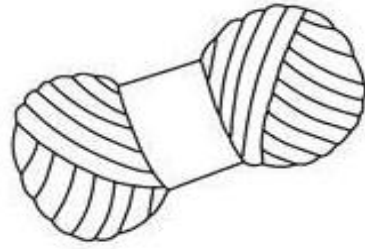
र ल व


ष स ह

श


चित्र देखकर पहला अक्षर लिखे और रंग भरो










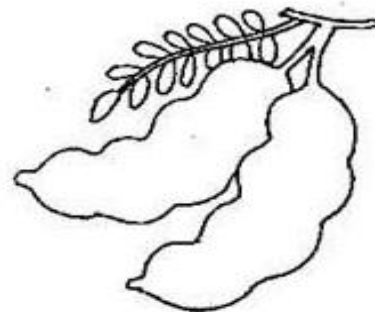












प्रश्न ०३ नीचे दिए गए अक्षरों को पढ़ें और चित्र से मिलाएँ।

	दस	
	नल	10
	फल	
	रथ	
	जग	
	टब	
	घर	
	बस	
	पढ़	
	पग	

प्रश्न ०५ चित्र देखकर शब्द पूरा करें।

	
<input type="text"/> प	घ <input type="text"/>
	
<input type="text"/> ल	ब <input type="text"/>
	
<input type="text"/> ल	व <input type="text"/>
	
छ <input type="text"/>	<input type="text"/> ल

प्रश्न ५ रिक्त स्थान भरें।

क		ग		ड
	छ		झ	
		ड		
	थ		ध	
प		ब		
य	र			

प्रश्न ६. चित्र देखकर सही शब्द से मिलान करे ।

	कप	फल	मटर
	अदरक	शरबत	नटखट
	कप	फल	कलश
	आम	माता	बाजा
	कप	बादल	माता
	कवि	पिता	दिन

प्रश्न ७ चित्र देखकर सही वर्ण से मिलाए।



ऐ

ओ

ई

औ

आ

इ

उ

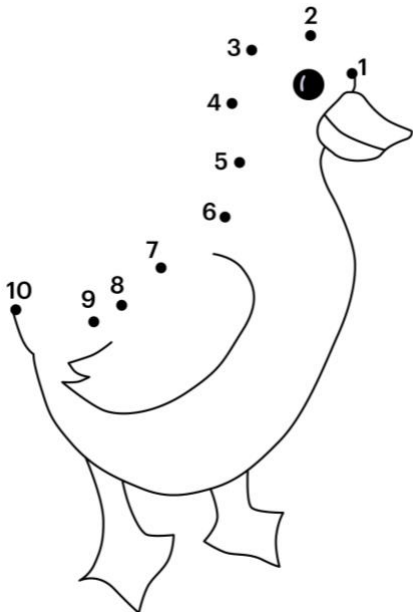
प्रश्न ८ वर्णमाला पर चार्ट बनाए।

Subject - Math

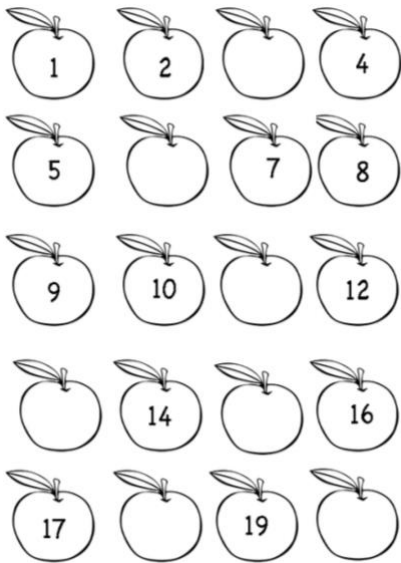
Q.1 write Counting 1 to 100.

whereistheparty.com

Q.2 connect the dots and colour it.



Q.3 Write Missing number 1 to 20.

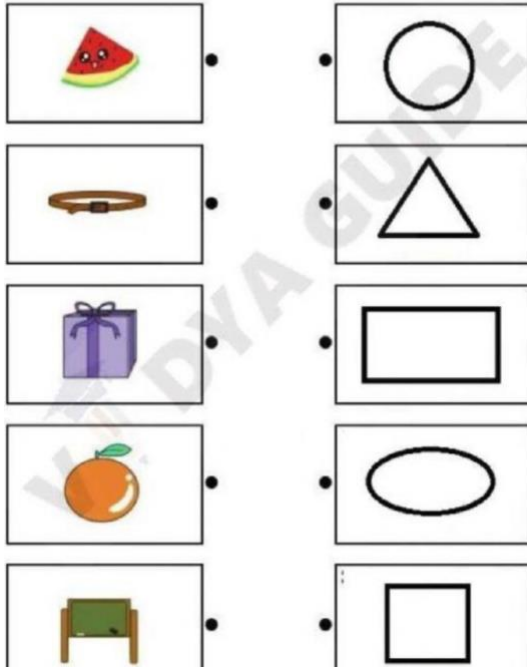


Q.4 Trace and write the numbers name 1 to 10.


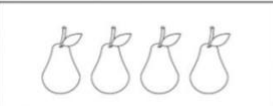
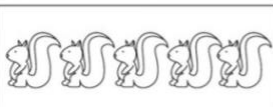
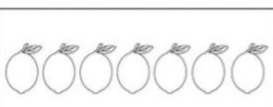

1	One	One
2	Two	
3	Three	
4	Four	
5	Five	
6	Six	
7	Seven	
8	Eight	
9	Nine	
10	Ten	

Q.5

Matching Shapes



Q.6 Circle the correct number .









	2 3 5
	4 6 7
	2 4 5
	4 6 7
	6 8 9

Q.7 Count and write .



Q 8 count and Circle.







HOW MANY ?

 1 2 3 4 5	 1 2 3 4 5
 1 2 3 4 5	 1 2 3 4 5
 1 2 3 4 5	 1 2 3 4 5
 1 2 3 4 5	 1 2 3 4 5

Q.9 What comes between.

9	<input type="text"/>	11	15	<input type="text"/>	17
7	<input type="text"/>	9	1	<input type="text"/>	3
13	<input type="text"/>	15	4	<input type="text"/>	6
17	<input type="text"/>	19	12	<input type="text"/>	14
2	<input type="text"/>	4	16	<input type="text"/>	18
8	<input type="text"/>	10	6	<input type="text"/>	8
14	<input type="text"/>	16	5	<input type="text"/>	7
11	<input type="text"/>	13	18	<input type="text"/>	20

Q.10 Draw line count and match and colour also.

1	
2	
3	
4	
5	
6	

Q.11 Look at the picture .check the correct answer.



Check the monkey that has the shorter tail.



Check the one which is longer.



Are these snakes equally long?

YES



NO



Do these lions have equally long tails?



YES



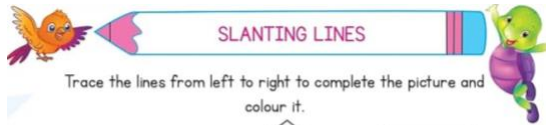
NO



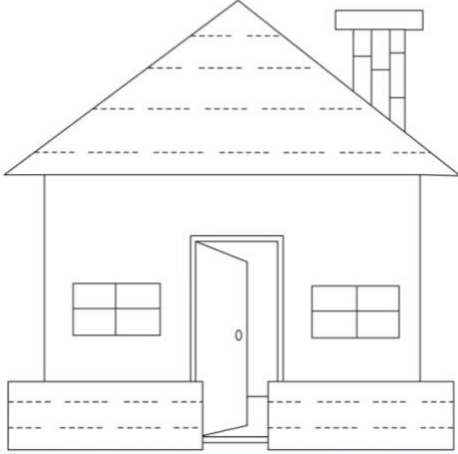
Q.12 Look at each pattern below and draw the missing picture.



Q.13 Trace the line and colour it.



Trace the lines from left to right to complete the picture and colour it.




Q.14 make a prop on numbers name 1 to 10.

Q.15 make a prop on what comes Between .

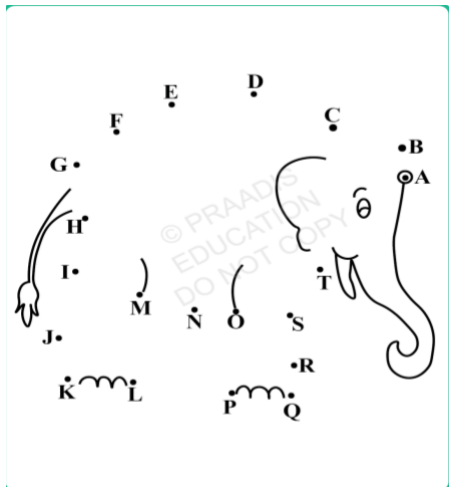
Q.16 make a beautiful prop on shapes .

Subject - English

Q.1 Trace cursive alphabet Aa to ZZ .



Q.2 Connect the dots then colour the hidden picture.



3. Match the picture to the first letter of the word



m



e



k



c



s

4. Write the small letters for the given capital letters

A _

N _

E _

H _


V _

P _

Q.5 Write the missing letter.

ANT	IRD
IG	EE
ALL	AR
GG	AN
ION	UN
OOK	ISH
UCK	TAR
REE	RAIN

Q.6 Write the correct short vowel.



Q.7 Match the letter with picture .

E .



L .



A .



T .



O .



M .













D .



Q.8 Look at each picture . Circle the letter that makes the begging sound.



Q.9 Write The First Letters For Each Picture.

	<input type="text"/>		<input type="text"/>
	<input type="text"/>		<input type="text"/>
	<input type="text"/>		<input type="text"/>
	<input type="text"/>		<input type="text"/>
	<input type="text"/>		<input type="text"/>


Q.10 Make a chart or prop for vowels.

Q.11 Make a beautiful prop for Days name.

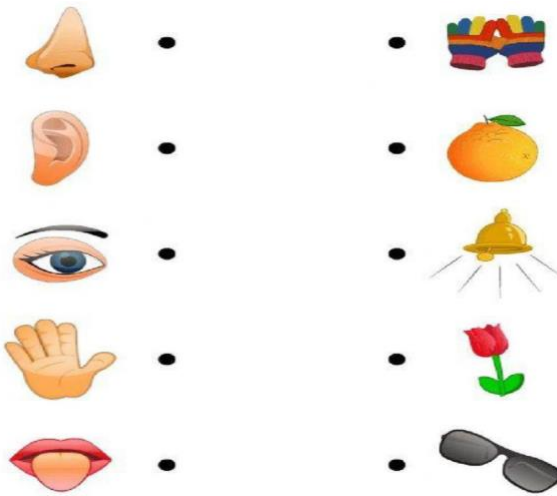
Q.12. Make a prop on months name.

Subject - G.K

Q.1 WHAT COLOUR ARE THESE FRUITS .








Q 2. Draw a line from picture on left to the matching picture on right.



Q.3. How many do you have? Fill in the blanks. Only use numbers.

- I have   eyes
- I have   mouth
- I have   ears
- I have   hands
- I have   toes
- I have   fingers
- I have   nose

Q.4 Match the following sense organs with their function.

Eyes	
Tongue	
Ears	
Nose	
Skin	

Q 5 .Match the uses of water to their picture.



Water plants



Do our laundry



Take a bath



Brush our teeth



Wash the dishes

Q.6 Circle the odd one out.

1.

2.

3.

4.

5.

6.

All About Myself

What's your name?

Hello! My name is _____.



How old are you?

I am _____ years old.



How are you?

I'm _____.



Where are you from?

I'm from _____.



Where do you live?

I live in _____.



What school do you go to?

I go to _____ school.

What subject do you like?



Q.8 My family tree.




Q.9. Make a beautiful prop on sense organs.


Q.10 Make a chart on indoor and outdoor games.


Subject- Drawing

Q.1 Color the Shapes.



Q.2 Color as described below.



- 1 -  3 - 
2 - 

Q.3 colour the picture.



Q.4 Make a beautiful photo frame .