

**RAO MOHAR SINGH MEMORIAL SR SEC PUBLIC SCHOOL
NAJAFGARH**



HOLIDAY HOMEWORK

CLASS: 5

**RAO MOHAR SINGH MEMORIAL SR SEC PUBLIC SCHOOL
NAJAFGARH NEW DELHI
CLASS- V
SUBJECT- ENGLISH
WORKSHEETS**

Holiday Homework Instructions For All Subjects:

1. Students are required to take printouts of the provided worksheets/activities on A4 size sheets only.
2. All work must be completed neatly and systematically on the given A4 sheets.
3. Students should maintain cleanliness, proper presentation, and handwriting while completing the holiday homework.
4. All sheets should be arranged properly and submitted in a folder/file on the reopening day of the school.
5. Parents are requested to guide and encourage their ward to complete the work independently and on time.

NAME: _____
CLASS AND SECTION: _____
ROLL NUMBER: _____



I. Comprehensive writing passage:

Story: A BRAVE EXPLORER

The Adventures of a Brave Explorer

Rohan had always been fascinated by the dense forest that lay just beyond his village. Rumors of hidden treasures and mysterious creatures had long sparked his imagination. One day, he decided to embark on an adventure to explore the forest.

As he ventured deeper into the forest, the trees grew taller, and the path grew narrower. Rohan heard the chirping of birds and the rustling of leaves. He walked for hours, his senses heightened, taking in the sights and sounds of the forest.

Suddenly, Rohan stumbled upon a clearing. In the center of the clearing stood an enormous tree, its trunk twisted and gnarled with age. Rohan approached the tree, feeling a sense of awe and wonder. As he reached out to touch the trunk, he heard a faint whispering in his ear.

"Welcome, brave explorer," the voice said. "I have been waiting for you. My name is Kalpataru, and I am the guardian of this forest. I sense that you have come with a sense of curiosity and respect. I will grant you a single wish, but be warned: the forest is full of surprises."

Rohan thought for a moment before responding. "I wish to learn about the secrets of the forest and to understand the language of the animals."

Kalpataru nodded its branches. "Your wish is granted. From this day forward, you will be able to communicate with the creatures of the forest. Remember, with great power comes great responsibility. Use your newfound gift wisely."

And with that, Rohan's adventure began. He spent the next few days exploring the forest, learning about the intricate web of life that existed within it. He talked to the birds, the squirrels, and even the trees. The forest revealed its secrets to him, and Rohan discovered a new world of wonder and magic.

Q- Write the following answers in the provided space:

1. What had always fascinated Rohan about the forest?

2. What did Rohan hear as he walked deeper into the forest?

3. What did Rohan find in the clearing?

4. Who did Rohan meet in the forest?

5. What did Rohan learn about the forest?

II. My Travel Diary- Read the following lines and answer the given questions:

Write a travel diary entry of at least three days.

Day 1: Describe your journey in **5 lines**.



Day 2: What places did you visit? Answer in **3 lines**

Day 3: Fun things you did and food you enjoyed. Answer in **3 lines**

Add **photos or hand-drawn pictures** if possible.

III. Story Starters- Choose any one of the following lines and complete the story in about **150-200 words**:

Note: Use paragraphs, punctuation, and try to use adjectives and dialogue.

-“I opened the door and saw a glowing box...”

-“Suddenly, the lights went out and...”

-“It was the most exciting day of my life because...”

IV. Create a “Word Wizard Dictionary” of 10 new and interesting words.

For each word, include:

-Meaning

-A sentence

-A drawing or symbol (if possible)

V. Grammar Hunt (at home)- Write the answers in the following blanks:

(Around your house or while reading books)

a) **Find 5 nouns-** _____, _____, _____, _____, _____.

b) **Find 5 verbs-** _____, _____, _____, _____,
_____.

c) **Find 5 adjectives-** _____, _____, _____, _____,
_____.

Write each with a sentence of your own.

VI. Fun Poster- Write 4 to 5 lines in any two topics of your choice.

(Instructions: Use A4 sheet and include atleast one slogan and colourful drawings.)

Topic Options:

-“Save Trees”

-“Kindness is Cool”

-“Books are Our Best Friends”



VII. Watch age-appropriate animated movie like The Lion King, Finding Nemo, or Encanto. (Write 3 lines about-)

a) What you liked most?

b) Who was your favorite character?

c) What you learned from the story?

VIII. Look at the picture carefully. Write a paragraph on what you see in the blanks given below, using the words or group of words given in the box.



Family camping trip
guitar

bonfire
backpack

mountains
sleeping bag

tent
clear skies

pine trees
boots

IX. Write a letter to your sister/brother telling her/him something about the recent film that you have seen.

X. Revise all chapters done in the class.



राव मोर सिंह मेमोरियल सीनियर सेकेंडरी स्कूल

सत्र -2024-25

कक्षा -पांचवी

विषय -हिंदी

- प्रतिदिन एक सुलेख लिखें ।
- पशुओं और मानवों की किन्हीं पांच एक सी आदतों का उल्लेख करें ।
- क्या जानवरों में भावनाए होती है वह हमारे प्रेम और क्रोध को समझते हैं अपने विचार लिखिए ।
- शिकार क्यों नहीं करना चाहिए अपने विचार लिखिए ?
- करने वाले से बचाने वाला बड़ा होता है ऐसा क्यों कहा जाता है ?

हिंदी व्याकरण

प्रश्न-1दिए गए शब्दों के तद्भव रूप लिखो।

सूर्य

घोटक

प्रथम

घृत

वर्षा

प्रश्न -2दिए गए शब्दों के तत्सम रूप लिखो।

चंद

पंच

हाथ

प्रश्न -3 दिए गए योगरूढ़ शब्दों के विशेष अर्थ बताइए।

नीलकंठ

पीतांबर

जलद

दशानन

लंबोदर

राष्ट्रपिता

प्रश्न- 4 वर्ण विच्छेद कीजिए।

कक्षा...+...+.....+.....+.....

पढ़ाई...+.....+.....+.....+.....

चित्रण.....+.....+.....+.....+.....+.....+.....

प्रश्न -5 गतिविधियां:

क. भारत में कितने राज्य और केंद्र शासित प्रदेश हैं चार्ट पर उनके नाम राजधानी और भाषा लिखिए।

ख. भाषा लिपि और व्याकरण की परिभाषा चार्ट पर लिखिए।

ग. उत्पत्ति के आधार पर शब्द के प्रकार चार्ट पर लिखिए।

हिंदी पाठमाला

निम्न प्रश्नों के उत्तर लिखिए-

- 1) किन परिस्थितियों में भी अड़े रहना चाहिए ?
- 2) स्वतंत्रता का माल किस तरह दिया जा सकता है ?
- 3) हमें किसी की तरह चलना और जलन है ?

- 4) जीवन में कठिनाइयों का सामना कैसे किया जाना चाहिए ?
- 5) बालक ने ब्राह्मण के सामने हाथ क्यों जोड़े ?
- 6) बालक ने सिंह को पिंजरे से बाहर कैसे निकाला ?
- 7) लेखक बाजार जाते हुए क्यों डरता था ?
- 8) कुत्ते को देख कर लेखक क्या-क्या करता था ?
- 9) बारिश वाले दिन लेखक के साथ क्या घटना घटी ?
- 10) दया मित्र घायल बकरी पर दोबारा निशाना क्यों लगवाना चाहता था?

CLASS-V
SUBJECT: MATHEMATICS

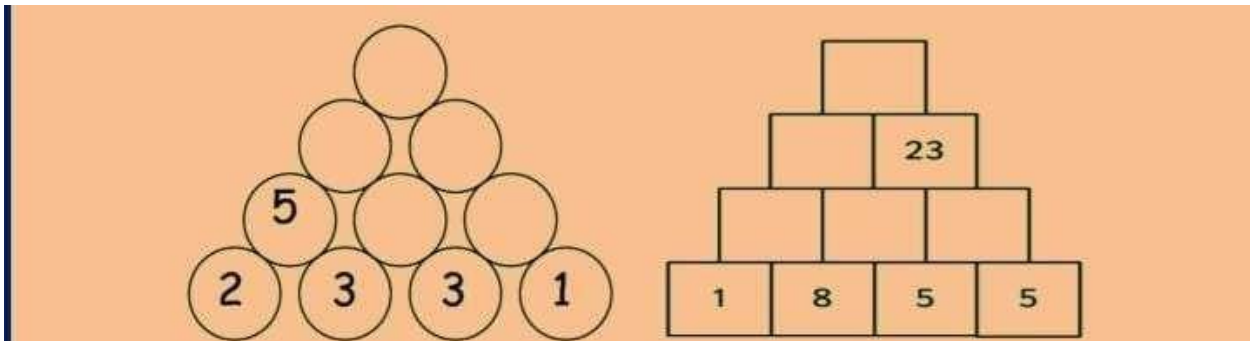


I. ACTIVITY

Collect information about any one Indian Mathematicians and write few lines about them. Paste their pictures also. (Use A-4 coloured sheet for this)

II. WALL PUZZLE

The number in the upper row is the sum of the two numbers just below it. This is called a Wall puzzle. Find the answers to the following wall puzzles.



III. Write the numerals in Hindu Arabic and add the numbers across to complete the given table.

Roman Numbers					Sum in Roman Numeral	Sum in Hindu Arabic
IV	IX	VIII	XLVII	XLVIII		
XXXVII I	XIX	XX	XXXIV	XXXI V		
XXXIX	XXXVI I	XXV I	XXVII	XXII		

IV. Write the following numbers according to the Indian place value system.

a) 673562

b) 148736

c) 133709

d) 512623

V. Write the following numbers according to the International place value system.

a) 23464129

b) 9004182

c) 178756

d) 12560123

VI. Write the place value and face value of each digit in the following numbers

a) 54173

b) 250083

c) 372906

d) 509014

VII. Write each of the following in the expanded form.

a) 8765I

b) 479093

c)9188666

d)210310

VIII. Write the predecessor and successor of the given numbers?

S.NO	PREDECESSOR	NUMBERS	SUCCESSOR
a		37789	
b		295299	
c		985744	

IX. Arrange each of the following numbers in:

a) **Ascending order.**

I) 1,112, 336, 9,001, 8,213

II) 5,539, 5,583, 5,577, 55,061

b) **Descending order.**

I) 3,638, 5,120, 80,445, 4,133

II) 9,78,745, 43,13,445, 9,25,434, 6,54,523

X. Practice all the questions of chapter 1,2,3 and 4 done in the class.

RAO MOHAR SINGH MEMORIAL SR SEC PUBLIC SCHOOL

NAJAFGARH

CLASS:5

SCIENCE

WORK SHEET:1

NAME: -----

CLASS AND SECTION: -----

ROLL NO: -----

Q1. Create a mini poster about your favorite planet in the solar system. Include the following:

- **Name of the planet**
- **A drawing of the planet**
- **3 interesting facts about the planet**

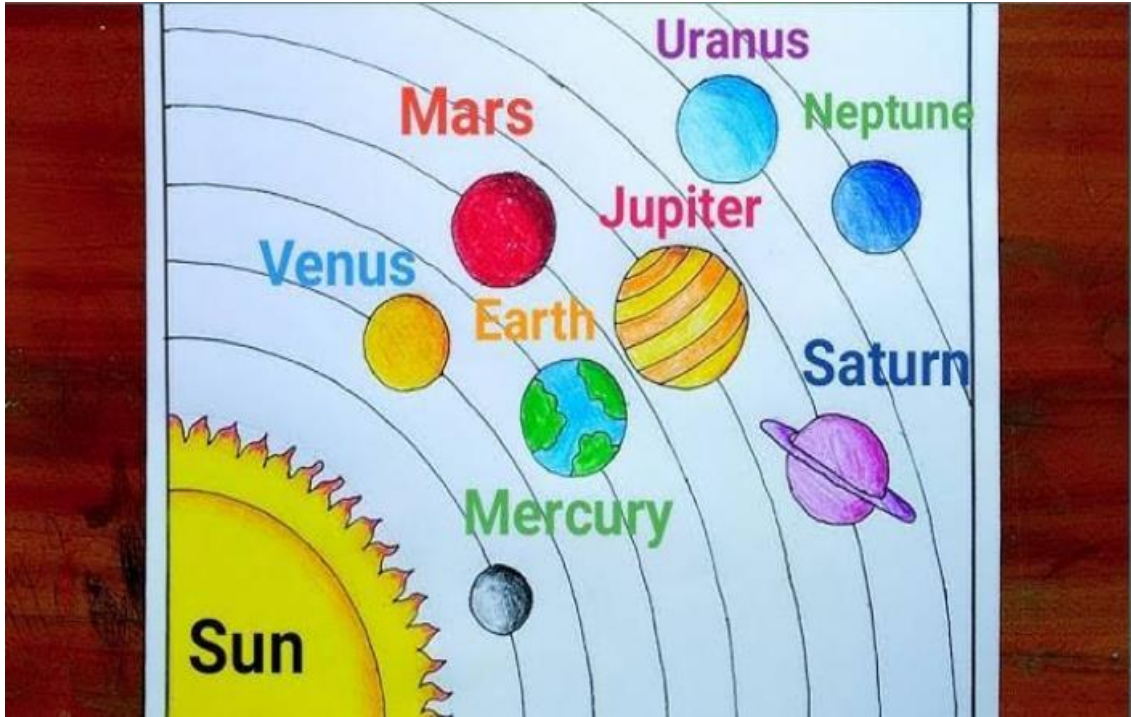


Q2. Identify the Animal:

- **Write the name of the animal shown in the picture.**

- **What is one adaptation that helps this animal survive in its environment?**

Q3. Fill in the Blanks:



● The planets in our solar system are:

Q4. Which planet is known as the “Red Planet”? Write a short note on “Red Planet”

Q5. Activity: Create a weather chart for one week.

- Record the temperature, type of weather (sunny, rainy, cloudy), and any other observations.

Temperature	Weather	Observations

Q6. Question: What was the most common type of weather during the week?

Q7. Activity: Create a poster or brochure promoting water conservation.

Q8. What are three ways we can save water at home?

Answer:

Q9. Revise all the classwork of science.

Rao Mohar Singh Memorial Sr. Sec. Public School

Holiday homework

Class V

Subject -Social Studies

Name :

Roll no.:

Q1. Timeline of Human Evolution (Drawing/Chart Activity)

Create a simple timeline showing the major stages of human evolution. Include the following:

- Ape-like ancestors
- Homo erectus (fire user)
- Neanderthals
- Homo sapiens (modern humans)

Draw or paste pictures of each and write **1-2 lines** about what made them special.

Q2. Match the Following (Activity)

Column A

Column B

Homo habilis.

Used fire

Homo erectus.

Used simple tools

Neanderthals

Lived in caves and used clothes

Homo sapiens

Modern human beings

Q3. Life Then and Now


Write a short paragraph comparing life in the Stone Age and Iron Age with our life today. Think about food, clothes, houses, and tools.

.....

.....

.....

Q4. Look at the pictures and answer the questions the following questions.



a) Name the program that shown in the above pictures

.....

.....

b) What is the purpose of this program ?

.....

c) Which state has started this program?

.....

Q.5 : Poster Making

(Do this activity in A3 sheet)

Create a colorful poster showing the main features of democracy.

Include points like:

- People elect their leaders
- Everyone is equal
- Freedom to express opinions
- Rule of law

You can also draw or paste pictures of voting, leaders, the Indian Parliament, or people working together.

Q.6 Make a list of some of the political parties of India along with the symbols associated with them.

.....
.....

Q.7 Answer the following questions

(a) When did the last general elections take place in India?

.....

(b) When will the next general elections take place in India?

.....

Q.8 What does this picture tells us about how people are treated in a democracy?



.....

.....



Q.9 Why voting is important in a democracy?

.....

.....

Q.10 a) Write some occasions when national anthem is played.

.....

.....

.....

.....

b) Learn all the questions and answers done in the class .

RAO MOHAR SINGH MEMORIAL SR.SEC.PUBLIC SCHOOL

HOLIDAY HOMEWORK

CLASS - V

SUBJECT -COMPUTER

Name: _____

Class & sec- _____

Q1. Tick the correct answer.

(a) Which is the first generation of computers?

(i) Vacuum Tubes (ii) Transistors (iii) Microprocessors (iv) Artificial Intelligence

(b) Who is known as the father of the computer?

(i) Bill Gates (ii) Charles Babbage (iii) Steve Job (iv) Alan Turing

(c) Which feature in Word 2016 checks spelling errors?

(i) WordArt (ii) Spelling & Grammar (iii) Mail Merge (iv) Format Painter

(d) Word 2016 belongs to which software category?

(i) Operating System (ii) Game (iii) Word Processor (iv) Antivirus

(e) What does the Mail Merge feature in Word 2016 do?

(i) Draw shapes (ii) Edit images (iii) Print personalized letters (iv) Change fonts

Q.2 Match the Following

- | | |
|---------------|----------------------------------|
| (i) Hard Disk | a. Temporary memory |
| (ii) RAM | b. Stores files permanently |
| (iii) Folder | c. A place to keep related files |
| (iv) File | d. A document, picture or song |

Q3. Fill in the Blanks

- (a) The _____ generation of computers used microprocessors.
- (b) _____ Babbage is known as the father of the computer.
- (c) _____ feature is used to combine a document with a list of names and addresses.
- (d) Word 2016 allows us to _____ text using different fonts and colors.
- (e) The first-generation computers used _____ tubes.

Q.4 Match the Following

Column A	Column B
1. First Generation	a) Word Processor
2. Word 2016	b) Personalised Letters
3. Mail Merge	c) Vacuum Tubes
4. Format Painter	d) Copies formatting
5. Fifth Generation	e) Artificial Intelligence

Q.5 Write the full forms of the abbreviation given below?

- (a) ENIAC- _____
- (b) UNIVAC- _____
- (c) VLSI- _____

Q.6 Answer the following questions.

(a) What is step Reckoner?

(b) What is Microprocessor?

(c) Write the features of Fourth Generation computer?

Q.7 Make a colorful chart showing the evolution of computers.

- Include the following generations:

- 1st Generation

- 2nd Generation

- 3rd Generation

- 4th Generation

- 5th Generation (Present & Beyond)

Q.8 Paste pictures of early and modern computers (can be printed or hand-drawn) in A4 sheet.

- Write 2-3 lines about each one.
- Mention key features and technologies used (like vacuum tubes, transistors, microprocessors, AI, etc.).

Q.9 Open MS Word and try using the following features:

- Insert Table
- Insert Picture/Clipart
- Use WordArt
- Page Border
- Header & Footer

Take screenshots and paste them in your notebook or print them out and attach it with the worksheet.

Q.10 Revise the Class work.

RAO MOHAR SINGH MEMORIAL SR SEC PUBLIC SCHOOL

CLASS - 5.

G.K

Name.

Class Sec

General instructions:

- **Attempt all questions**
- **Make it creative**

I). Poster Activity

Topic: "My India - My Pride"

Make a colorful poster showing important symbols of India:

- National Flag
- National Animal, Bird, Flower
- Any famous monument

II) Write a slogan like "Unity in Diversity"

III) Multiple Choice Questions (MCQs)

a. Who is the President of India (as of 2025)?

(i) Droupadi Murmu (ii) Narendra Modi (iii) A. P. J. Abdul Kalam (iv) Rajnath Singh

b. Which is the smallest continent?

(i) Asia (ii) Africa (iii) Australia (iv) Europe

c. Which planet is closest to the Sun?

(i) Earth (ii) Venus (iii) Mercury (iv) Jupiter

d. Who wrote the national anthem of India?

(i) Rabindranath Tagore (ii) Subhash Chandra Bose (iii) Jawaharlal Nehru (iv) C.V. Ramane.

e. How many states are there in India?

(i) 28 (ii) 29 (iii) 30 (iv) 27

IV) Map Activity

On a political map of India (draw or paste one), mark and label:

- Capital city
- Any 3 neighboring countries
- Any 3 rivers of India
- Any 2 mountain ranges

V) WHO AM I? (RIDDLES)

Solve these GK riddles and write the answers

- I fly high but I'm not a plane. I represent a nation. What am I? _____
- I am the tallest mountain peak. People try to climb me. Who am I? _____
- I'm a leader who walked with a stick and won freedom with peace. _____
- I'm a planet that's red and dusty, but I'm not your home. _____
- I was once a President and a scientist. I loved teaching kids. _____

VI) Crafty GK Bookmark

Make a creative bookmark with:

- National Flag design
- A short GK fact written on it
- A quote or slogan like "Learning is Fun!"

VII) "INVENTIONS THAT CHANGED THE WORLD"

Create a timeline or a flow chart showing:

- 6-8 important inventions (like the telephone, bulb, airplane, internet)
- The year they were invented
- Name of the inventor
- A fun fact or use of each

VIII) "FIVE FACTS ABOUT ME"

Choose any one topic from below and write 5 cool facts about it:

- Dinosaurs
- The Moon
- The Indian Army
- Oceans
- Robots

IX) Make a collage of different monuments you saw in the newspaper by cutting pasting .

X) learn chapter 1 to 8.



- I. **Make a poster on world environment day in A3 sheet.**
- II. **Make a card on father's day , write 5 lines about your father and past photo also.**
- III. **Draw a summer season scene in drawing file.**
- IV. **Also draw a (Madhubani art) in drawing file.**
- V. **Complete the page no.6 to 10 in your drawing book**
- VI. **Draw a tree in your drawing file with pencil shading.**