

RAO MOHAR SINGH MEMORIAL SENIOR SECONDARY  
SCHOOL



# Holidays Homework

Class 2



Name: \_\_\_\_\_

Class: \_\_\_\_\_ Session: \_\_\_\_\_

Campus: \_\_\_\_\_



## English READING IS FUN !!!



### 1) Read any two stories from any of these books.

*The Gingerbread Man*

*Cinderella*

*Hansel and Gretel*

*The Elves and the Shoemaker*

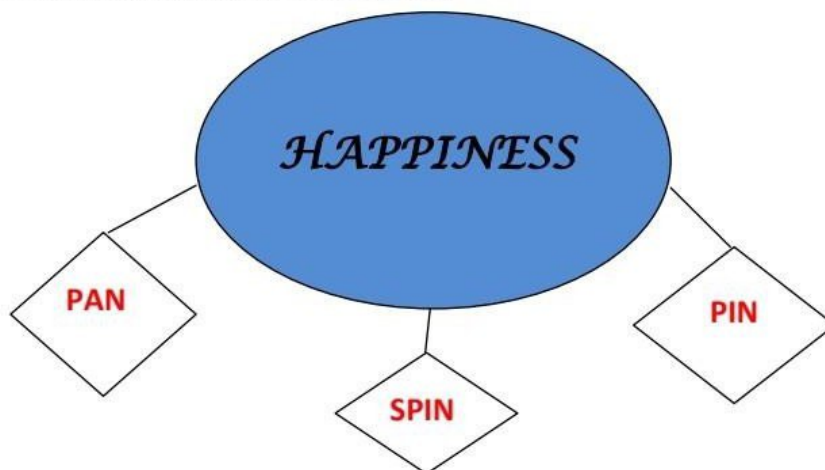
*Little Red Riding Hood*

*Rapunzel*

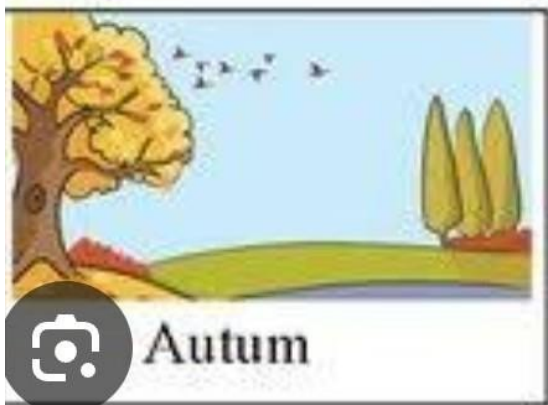

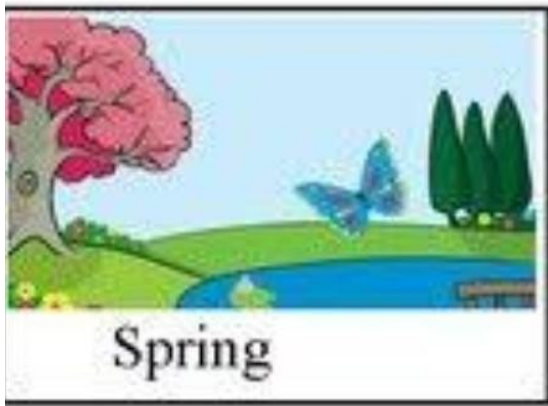
Pick out ten new words from these two stories. Make a beautiful Pictionary by writing these words, their meaning and a picture related to the word.

### 2) Vocabulary Hanging

Cut a big circle on an A3 sheet write a big word on it. For example HAPPINESS and illustrate it. Now make as many small words as you can from the letters of the big word for example pin, spin etc. And write each word on small decorative cut outs of any shapes from another A4 sheet attach these cut outs to the big circle using satin ribbon. You can use your creativity to make a vocabulary hanging attractive.



3. Prepare different cards of different seasons -summer ,winter ,spring ,autumn .  
 (You can take help from these pictures )



4. Make a chart of adjective.Paste pictures and write words that describe them .

# ADJECTIVES

Words that describe a person, place or thing.

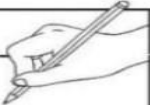
<p><b>small</b></p> <p><b>big</b> <b>tall</b> </p> <p>What size?</p>	<p>How many?</p> <p>1 2 3 4 5</p>	<p>What shape?</p> <p><b>round</b> <b>triangle</b> </p>
<p><b>red</b> <b>orange</b> <b>green</b> <b>blue</b> </p> <p>What colour?</p>	<p><b>wet</b> <b>sharp</b> <b>muddy</b> </p> <p>How something feels</p>	<p><b>loud</b> <b>furry</b> </p> <p>How something sounds</p>
<p><b>How something smells</b></p> <p> </p>	<p><b>emotions</b></p> <p><b>sad</b> <b>happy</b> <b>tired</b> </p>	<p><b>sweet</b> <b>sour</b> </p> <p>How something tastes</p>
<p><b>The way something moves</b></p> <p><b>fast</b> <b>slow</b> </p>		

5. Prepare a mini dictionary of ten nouns along with their meanings. Mention if the noun is countable or uncountable.

6. Noun Sorting Activity Sheet:

## Proper and Common Noun Sort

Sort the nouns into the correct boxes.

Common Nouns	Proper Nouns 

Sydney Harbour Bridge	dog	building bricks	pencil
September	zoo	Melbourne	kangaroo
table	holiday	Friday	Ned Kelly
school	Great Barrier Reef	Australia	week
Uluru	Jupiter	teacher	footballer
winter	Captain Cook	library	Ishan

Q7

Name: \_\_\_\_\_

## Vocabulary



Underline or circle the word that matches the meaning.

1. Something large.

curious   enormous   list   discover

2. To find something.

charity   invite   discover   measure

3. To do something over and over again.

ignore   clam   miserable   repeat

4. To be sad or upset.

miserable   control   decide   instead

5. Something that is not true.

fade   false   enable   engine

Worksheet 1

Q8

# Opposite words

Read and match the opposite words.

Hot

Big

Happy

Tall

Light

Fast

Full

Near

Hard

Young

Far

Soft

Slow

Tall

Empty

Old


Dark

Small

Sad

Cold

Name: \_\_\_\_\_



Q9

## Nouns

Fill in the blanks with the correct nouns.

Jupiter	cereal	rainbow
flower	lion	horse

1. She picked up a \_\_\_\_\_ in the garden.
2. The \_\_\_\_\_ is the king of the jungle.
3. I love to eat \_\_\_\_\_ for breakfast.
4. We saw a beautiful \_\_\_\_\_ in the sky.
5. My \_\_\_\_\_ won first place in the race.
6. The \_\_\_\_\_ is the largest planet in our solar system.

Class II

SUBJECT : HINDI

प्रश्न १ - चित्र देख कर तीन - तीन पर्यायवाची शब्द लिखो-



-----  
-----  
-----



-----  
-----  
-----



-----  
-----  
-----



-----  
-----  
-----



-----  
-----  
-----



-----  
-----  
-----

प्रश्न २ मिलान करो- भाषा के रूप

मौखिक भाषा

लिखित भाषा



प्रश्न ३ शब्दों को चित्रों से जोड़ कर मुहावरे बनाओ

घी के .....



गले का .....

ईद का .....



आँखों का .....



प्रश्न 4. दिए गये पहेली को पूरा करे।

## वर्ग पहेली

नीचे दी गई वर्ग पहेली में से दिए गए शब्द ढूँढ़कर गोला लगाओ :-

यु	अ	नु	द	घ	क	ठ	श	प
मा	ष	ची	र	अ	ल	पू	टि	ति
ल	ओ	सी	ही	ग	म	ला	हा	सु
मै	डे	ख	थी	म	नू	से	ई	व
न	मो	हा	ली	चु	व	च	न	य
री	श	की	नि	औ	घा	ला	खा	श
सा	थ	दे	जो	र	व	छ	द	री
औ	ज	दा	वा	त	से	ठी	अं	र
न	श	ओ	र	मी	पे	त्र	ड	गि

- कलम
- तबला
- हाथी
- गमला
- वचन
- साथ
- ओखली
- दावत

प्रश्न 5. चित्र को देख कर चित्र वर्णन कीजिये।



प्रश्न 6 .दीनो और महिनो के नाम का एक चार्ट पर बना कर लाये ।

प्रश्न 7. ( शब्दों की पच्चीसी )

एक शब्द से शुरू करें और उसके अंतिम अक्षर से नया शब्द बनाएं जैसे:

कमल लड्डू उड़ान नमक आदि ऐसे ही आप पांच शब्द सीदी बनाओ ।

प्रश्न 8 - पाठ -1 हम भारत की शान है कविता याद करें और कक्षा में सुनाएँ ।

प्रश्न 9 - दिये गये शब्दों से वाक्य बनाये।

- 1.सुंदर
- 2.घर
- 3.बच्चा
- 4.आसमान
5. चुहिया

प्रश्न 10 .कक्षा में करवाये हुए सभी पाठों का अभ्यास करें ।

SUBJECT – MATHEMATICS

Q1. Fill in the missing numbers in the grid.

1			4			7			10
	12			15				19	20
		23				27		29	
31				35					40
			44				48	49	50
	52				56			59	
		63				67			70
	72			75		77			80
81			84		86		88		
	92			95				99	100

Q2. Write the number names of the following numbers.

44 \_\_\_\_\_

78 \_\_\_\_\_

28 \_\_\_\_\_

86 \_\_\_\_\_

75 \_\_\_\_\_

36 \_\_\_\_\_

19 \_\_\_\_\_

22 \_\_\_\_\_

97 \_\_\_\_\_

55 \_\_\_\_\_


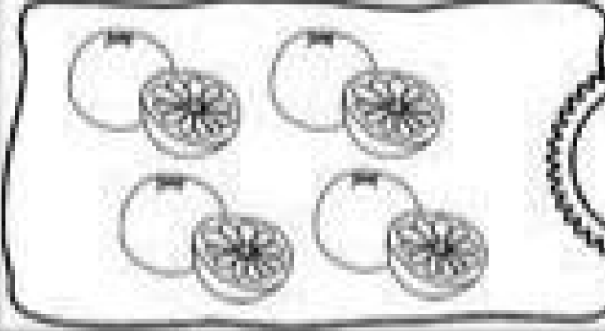

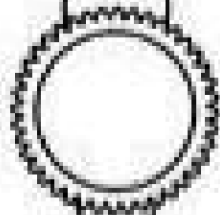


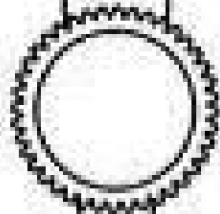




62 \_\_\_\_\_

33 \_\_\_\_\_

84 \_\_\_\_\_

66 \_\_\_\_\_

Q3. Put  $<$ ,  $>$  or  $=$ .



Q4. Arrange in ascending order.

7, 14, 30, 25

<input type="text"/>	<input type="text"/>	<input type="text"/>	<input type="text"/>
----------------------	----------------------	----------------------	----------------------

25, 18, 17, 12

<input type="text"/>	<input type="text"/>	<input type="text"/>	<input type="text"/>
----------------------	----------------------	----------------------	----------------------

11, 15, 13, 17

<input type="text"/>	<input type="text"/>	<input type="text"/>	<input type="text"/>
----------------------	----------------------	----------------------	----------------------

55, 50, 87, 5

<input type="text"/>	<input type="text"/>	<input type="text"/>	<input type="text"/>
----------------------	----------------------	----------------------	----------------------

Q5. Arrange in descending order.

41, 20, 22, 24

<input type="text"/>	<input type="text"/>	<input type="text"/>	<input type="text"/>
----------------------	----------------------	----------------------	----------------------

16, 39, 28, 40

<input type="text"/>	<input type="text"/>	<input type="text"/>	<input type="text"/>
----------------------	----------------------	----------------------	----------------------

6, 44, 19, 23

<input type="text"/>	<input type="text"/>	<input type="text"/>	<input type="text"/>
----------------------	----------------------	----------------------	----------------------

24, 12, 5, 36

<input type="text"/>	<input type="text"/>	<input type="text"/>	<input type="text"/>
----------------------	----------------------	----------------------	----------------------

Q6. Write in expanded form.

$$23 = \underline{20} + \underline{3}$$

$$17 = \underline{\quad} + \underline{\quad}$$

$$96 = \underline{\quad} + \underline{\quad}$$

$$74 = \underline{\quad} + \underline{\quad}$$

$$31 = \underline{\quad} + \underline{\quad}$$

$$55 = \underline{\quad} + \underline{\quad}$$

$$89 = \underline{\quad} + \underline{\quad}$$

$$42 = \underline{\quad} + \underline{\quad}$$

$$68 = \underline{\quad} + \underline{\quad}$$

$$26 = \underline{\quad} + \underline{\quad}$$

Q7. Write in short form.

$$\underline{\quad} = 10 + 2$$

$$\underline{\quad} = 40 + 8$$

$$\underline{\quad} = 90 + 1$$

$$\underline{\quad} = 50 + 6$$

$$\underline{\quad} = 20 + 4$$

$$\underline{\quad} = 70 + 3$$

$$\underline{\quad} = 30 + 7$$

$$\underline{\quad} = 60 + 9$$

Q8. Add the following.

$$\begin{array}{r} 22 \\ + 16 \\ \hline \end{array}$$

$$\begin{array}{r} 52 \\ + 24 \\ \hline \end{array}$$

$$\begin{array}{r} 11 \\ + 11 \\ \hline \end{array}$$

$$\begin{array}{r} 77 \\ + 22 \\ \hline \end{array}$$

$$\begin{array}{r} 34 \\ + 65 \\ \hline \end{array}$$

$$\begin{array}{r} 52 \\ + 34 \\ \hline \end{array}$$

$$\begin{array}{r} 16 \\ + 23 \\ \hline \end{array}$$

$$\begin{array}{r} 32 \\ + 16 \\ \hline \end{array}$$

$$\begin{array}{r} 61 \\ + 21 \\ \hline \end{array}$$

$$\begin{array}{r} 62 \\ + 30 \\ \hline \end{array}$$

$$\begin{array}{r} 75 \\ + 12 \\ \hline \end{array}$$

$$\begin{array}{r} 22 \\ + 67 \\ \hline \end{array}$$

Q9. Subtract the following.

$$\begin{array}{r} 29 \\ - 14 \\ \hline \end{array}$$

$$\begin{array}{r} 35 \\ - 23 \\ \hline \end{array}$$

$$\begin{array}{r} 76 \\ - 54 \\ \hline \end{array}$$

$$\begin{array}{r} 33 \\ - 22 \\ \hline \end{array}$$

$$\begin{array}{r} 65 \\ - 43 \\ \hline \end{array}$$

$$\begin{array}{r} 97 \\ - 45 \\ \hline \end{array}$$

$$\begin{array}{r} 85 \\ - 65 \\ \hline \end{array}$$




$$\begin{array}{r} 53 \\ - 42 \\ \hline \end{array}$$

$$\begin{array}{r} 90 \\ - 50 \\ \hline \end{array}$$


$$\begin{array}{r} 59 \\ - 7 \\ \hline \end{array}$$

$$\begin{array}{r} 34 \\ - 21 \\ \hline \end{array}$$


$$\begin{array}{r} 68 \\ - 55 \\ \hline \end{array}$$



Q10. Colour the objects according to the given ordinal numbers.




# All About Me




I am \_\_\_\_\_  
years old

## Self Portrait



My Birthday is: \_\_\_\_\_



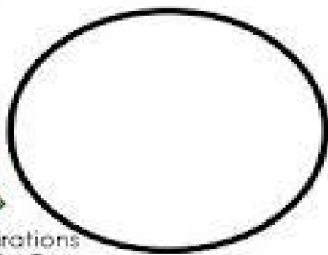

## My Favorite

Color: \_\_\_\_\_



Animal: \_\_\_\_\_

Food: \_\_\_\_\_



Book: \_\_\_\_\_



Q1. Paste your photograph and fill in the blanks on My Self.

## About Me

My name is \_\_\_\_\_.

My birthday is in \_\_\_\_\_.

I am \_\_\_\_\_ years old.

I am a \_\_\_\_\_.(boy/girl)

I am studying in \_\_\_\_\_ school.

I am studying in \_\_\_\_\_ grade/class.

My favorite fruit is \_\_\_\_\_.

My favorite vegetable is \_\_\_\_\_.


My favorite color is \_\_\_\_\_.

My best friend's name is \_\_\_\_\_.

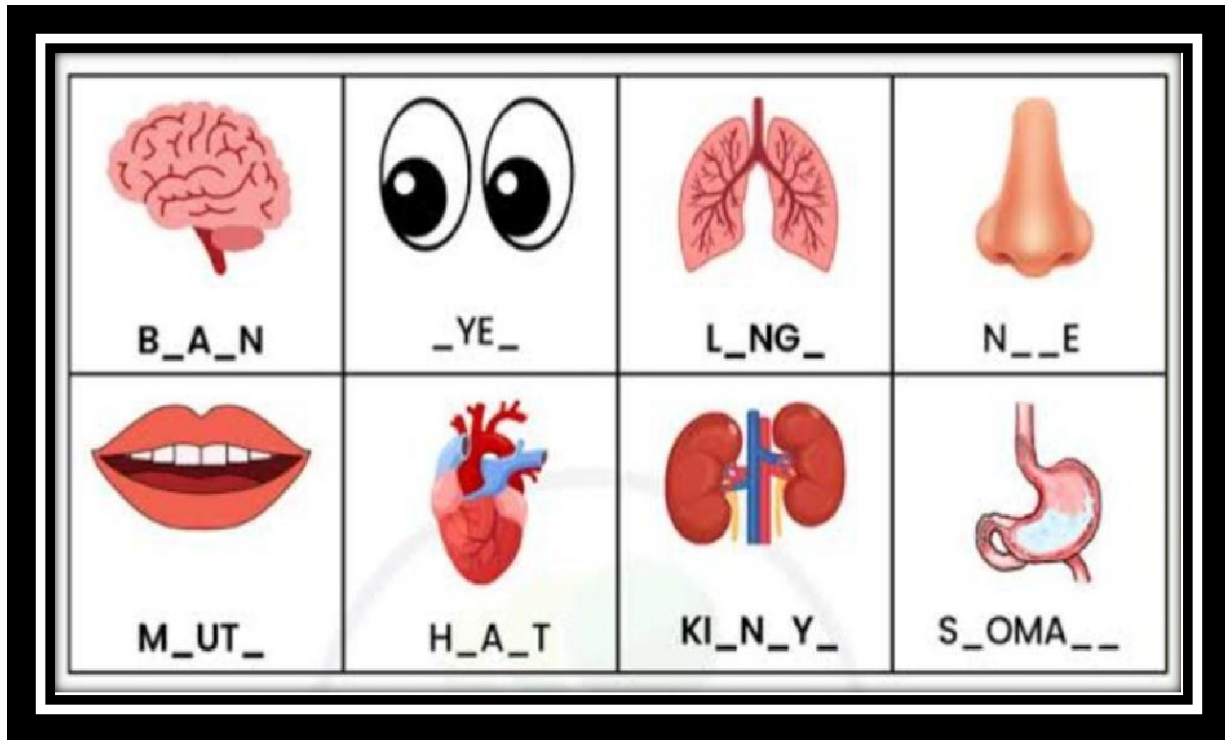
My favorite subject is \_\_\_\_\_.

My hobbies are \_\_\_\_\_.

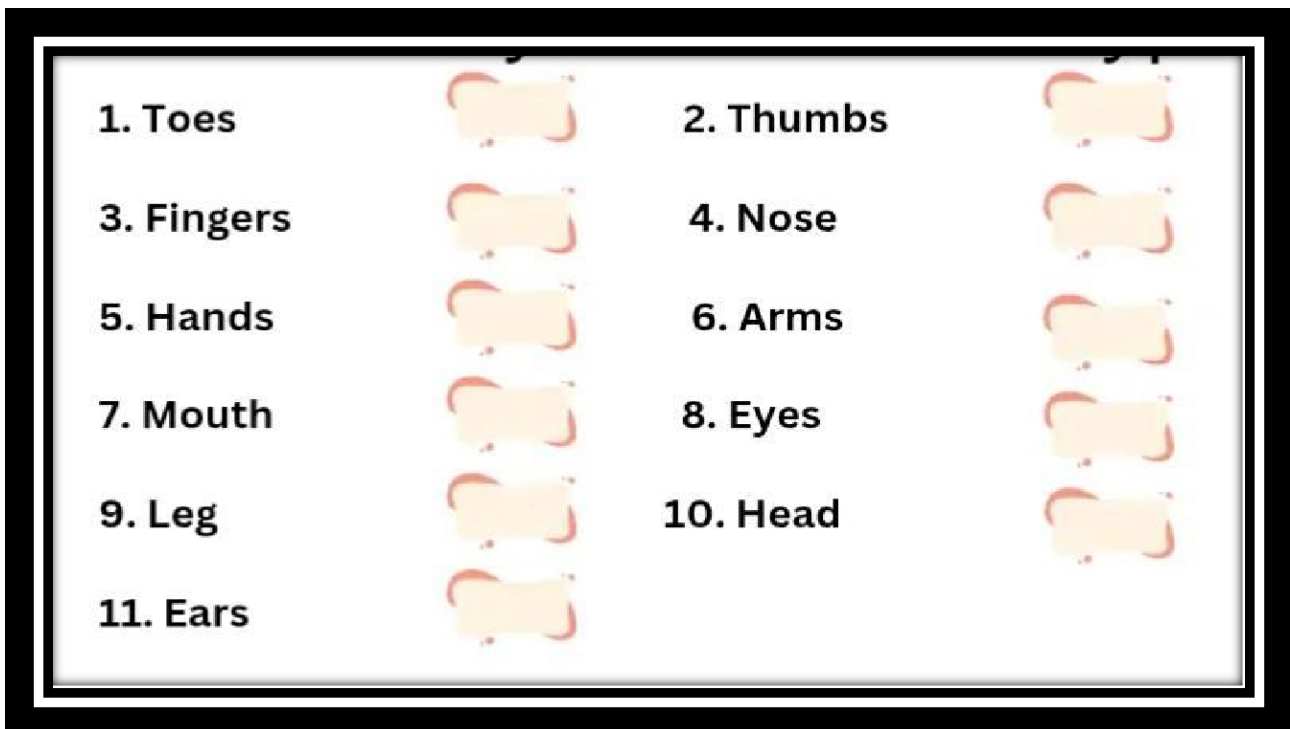
I want to become a \_\_\_\_\_.



Q2. Identify the given body parts.

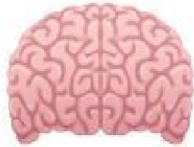


Q3. Write how many of these body parts do we have in our body.



Q4. Tick the correct answer.

1. The \_\_\_\_ is the control center for our body.



brain

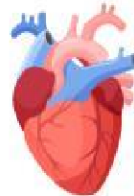


heart

2. The \_\_\_\_ pumps blood around the body.



stomach



heart

3. We use our \_\_\_\_ to breathe.



heart



lungs

4. We need our \_\_\_\_ to digest food.



lungs



stomach

Q5.Fill in the blanks.

1. We walk, jump and jog with our \_\_\_\_\_.
2. We write, eat and hold things with our \_\_\_\_\_.
3. \_\_\_\_\_ help us to think and do different tasks.
4. The front part of our head is \_\_\_\_\_.
5. Our eyes help us to \_\_\_\_\_ things and read.
6. Our \_\_\_\_\_ help us to hear sounds and listen to music.
7. Our \_\_\_\_\_ help us to smell things and breathe.
8. Our mouth has two rows of \_\_\_\_\_.
9. Our \_\_\_\_\_ help us to chew the food.
10. Our tongue help us to \_\_\_\_\_ food.
11. We have \_\_\_\_\_ all over the body.
12. \_\_\_\_\_ help us feel the touch.



Q6. Paste pictures of healthy and unhealthy food on an A4 size sheet.

Q7. Make a chart on 'Ways to keep ourselves healthy and clean'.

Q8. Plant any one plant in an empty bottle or container and take care of it everyday.

Q9. Write the names of your all family members on an A4 sheet and paste their photographs.

Q10. Revise and learn all the work done in book and notebook.